

Site: Private home, Gruyere, Victoria.



Decking: Blackbutt washed with Glouros #1806 and oiled using Alis Decking oil #579 Boxwood

Maintenance: Wash occasionally with the Trena PH Neutral cleaner #566



Initial treatment

Due to the weathering of the deck, the area was washed with a high pressure cleaner and the Glouros siding and masonry cleaner # 1806, a friendly version of oxalic acid. This removes the greyness from the timber and opens up the pores in preparation for oiling. Ensure the timber is completely dry prior to oiling with the Alis decking oil.




Saturate the surface thoroughly before using the high pressure hose and cleaner.

Using the Glouros prior to oiling will remove any fungi/dirt and greying from the weathered timber.



Once wet, use a stiff brush, broom or a buffing machine with a white pad underneath to clean/ scrub the deck.



The oiling process took two days to complete. As the oils are penetrating oils rejuvenation is simple and easy to do. Ensure the surface is clean and dry and apply a thin coat. There is no peeling or cracking of the surface therefore no sanding back is required.