



## Working with Livos Finishes

The Livos range of finishes has been available in Australia since 1986 (Photo.1). Used by many professional woodworkers including the late Neil Scobie, they are available to the public but you won't find them in your local hardware store.

Livos products offer a healthier alternative to synthetic or modified coating products. Combining the benefits of oils, waxes and resins, they offer penetration and protection of the timber surface, enabling the finish to be rejuvenated easily with time.

Certified food and toy safe, with full 100% ingredient disclosure, they are the product of choice by many discerning woodworkers and furniture makers.

The finishes are very versatile and economical in their coverage.

**Photo.1: Part of the Livos range including the Kunos Natural Oil Sealer 244**

Clear finishes highlight the colour of the timber or substrate. Some products are available in various stains to enable a different look.

Livos finishes are suitable for projects from a teething ring and food surfaces to joinery and floor areas. Depending on the product they can be used on timber, concrete and other substrates, on domestic and commercial projects and for internal and external use. W

### Further Information

For more information on Livos Products and where to purchase them, contact Livos Australia, 1/6 London Drive, Bayswater VIC 3153, Ph: 03 97629181, E-mail: info@livos.com.au or visit [www.livos.com.au](http://www.livos.com.au).

Bungendore Wood Works Gallery is

## Benjamin Reddan

Located in the Yarra Valley north-east of Melbourne, Benjamin Reddan is a cabinet furniture designer and maker. In his studio, he creates both unique and batch run pieces that are sold across Melbourne and interstate.

In addition to large gallery items, he creates art pieces on a smaller scale including jewellery, homewares, boxes (Photos.4 & 5) and artwork. Lately he has been utilising the Japanese art form of Yosegi (the process of joining naturally coloured wood to create an original-patterned thin veneer) in his creations (Photo.6).

Benjamin is an advocate for Livos products. He says, 'Livos products have been amazing. I mostly use the Kunos oil on my art pieces.'

I have been using Livos products for the last two years and I have personally found the Kunos oil brings life to the timber grain and colour tremendously. Compared to some other finishes I have used in the past, the quality and versatility are unmatched.

I usually aim for a high gloss finish and using the Kunos oil, it is easy to achieve


located on the Kings Highway, Bungendore NSW 2621, Ph: 02 6238 1682, Fax: 02 6238 1817, E-mail: [gALLERY@bwoodworks.com.au](mailto:gALLERY@bwoodworks.com.au) or visit [bwoodworks.com.au](http://bwoodworks.com.au).

Benjamin Reddan operates Soul of Bespoke. His pieces can be viewed on Facebook ([soulbespoke](https://www.facebook.com/soulbespoke)) and Instagram ([@soulbespoke](https://www.instagram.com/soulbespoke)).

## David Mac Laren OAM — Bungendore Wood Works Gallery

David Mac Laren (Photo.2) is the owner and artistic director at Bungendore Wood Works Gallery, Bungendore NSW.

Located half an hour from Canberra, Bungendore Wood Works is one of Aust-



**Photo.2: David Mac Laren OAM — owner and artistic director at Bungendore Wood Works Gallery, Bungendore NSW**

ralia's leading woodwork galleries. It specialises in exhibiting and promoting Australian made wood art, sculpture, craft and contemporary furniture of a very high standard from Australia's foremost designer/makers in wood.


David has been a designer/maker since 1973. In 1977 he moved from the US to settle near Bungendore and in 1983 he opened Bungendore Wood Works Gallery. In his work David regularly uses Livos products. As he explains, 'I have been using oil finishes for about 45 years. During that time I have tried many different oil finishes. For more than 15 years I have been using Livos' Kunos Natural Oil Sealer 244.'

I prefer Kunos to other oils I have used including the oil/varnish mixture that I used to make up myself. I believe the Kunos oil gives a far better colour register to other oils, especially giving a good result for red colourations.


I do the finishing for all of the mostly burl turned products that I collaborate on with woodturner, Jim Homann (Photo.3). The sale of these products account for more than 10% of our gallery sales. As well, I do the finishing for most of the commission and speculative projects I make.' W

**Photo.3: A turned burl bowl finished with Kunos Natural Oil Sealer**





**Photos.4 & 5:**  
Different views of a recent project by Benjamin Reddan, made from parts of a 100-year-old piano. Note the high degree of shine achievable with the Kunos oil finish



**Photo.6:** Yosegi Winter Box

this glossiness (Photos.4 & 5). I've found 5-6 coats result in the best finish. The more layers and attention given to each layer keeps bringing the piece to a higher level of protection and appearance.


Most of my work involves extremely thin veneers. At first, I thought this oil was going to be difficult to apply on complex materials and designs, but I was wrong.

Generally, there is more care to be taken with the Kunos oil on thin veneers but the extra effort is well worth it. With practice, it eventually becomes quite easy to get high end results.

There are many benefits to using the Livos Kunos oil compared to other fin-

ishes. It is a food safe oil, a small amount goes a long way and it becomes 'water-proof' after three coats. It is extremely easy to achieve a high gloss finish, it can be used on a variety of different materials and it is easy to use for touch ups and repairs. I really haven't used any other oil after I started using the Livos Kunos oil. It would be quite hard now to convince me to move away from using this oil.' W

Your favourite, quality planing machine won't wear out so, don't discard "old faithful". Upgrade almost any model of Jointer, Thicknesser or Combination Machine with a High Performance



## Spiral Cutter Head Retro-fits

by Shelix® and CTS

### Create more with less wastage

The Tungsten knives cut any timber and any grain allowing you total freedom to select the exact material you want to work... with no tear-out.

### Cut production time by up to 30%

No chatter means less sanding – saving you a complete production process – the need for primary sanding is virtually eliminated.

### More than 10 times the life of high speed steel

Each cutter has 4 facets – so you get 4 times the life. Tungsten cutters are far more durable than steel.

### Never having to send the knives away for sharpening

If you need to replace an insert, it's a 5 minute DIY job. Replacement cutters are only \$9 each – a fraction of the

cost of replacement or sharpening steel knives.

### Reduced noise – work anytime you want!

With 40% less operating noise, you can work whenever and wherever you like without the worry of complaint by neighbours or concerns of workplace health and safety regulations.

**HUGE range of Spiral Cutter Retrofits currently available call or email us to find a Spiral Cutter to suit your machine**



**WOOD  
CRAFT  
SUPPLIES**

**R.D.G. INTERNATIONAL AGENCIES**

**Phone: (07) 4129 4644 or 0418 184 048**

**Email: [rdg@bigpond.com](mailto:rdg@bigpond.com)**

**Web: [www.woodcraftsupplies.net.au](http://www.woodcraftsupplies.net.au)**